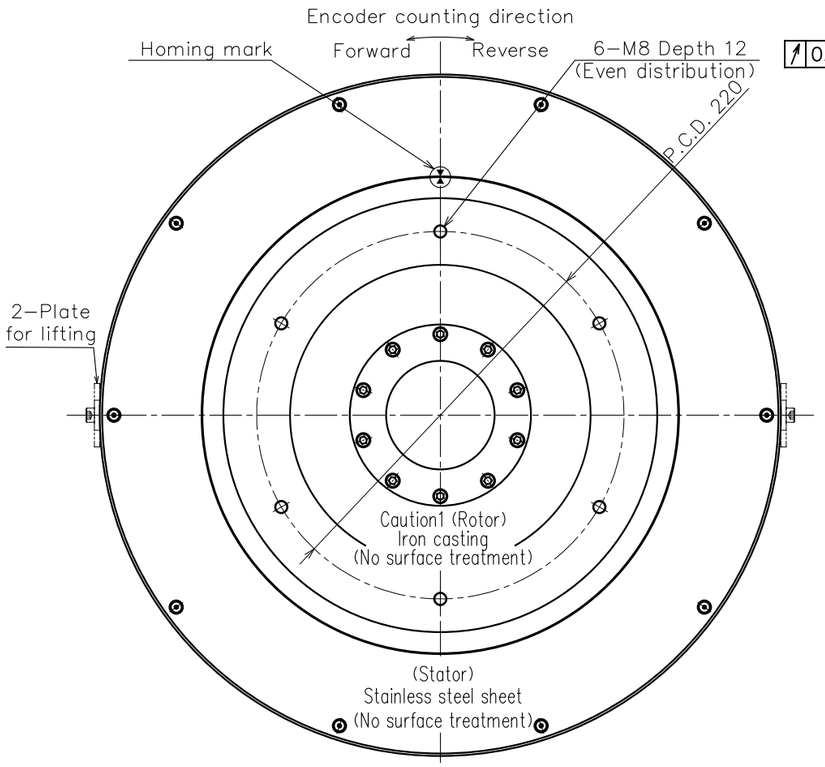

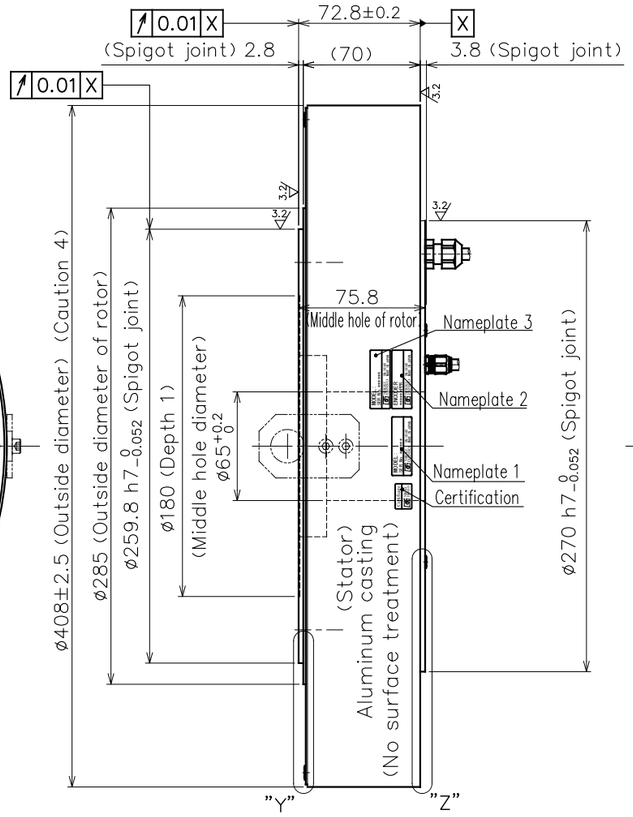

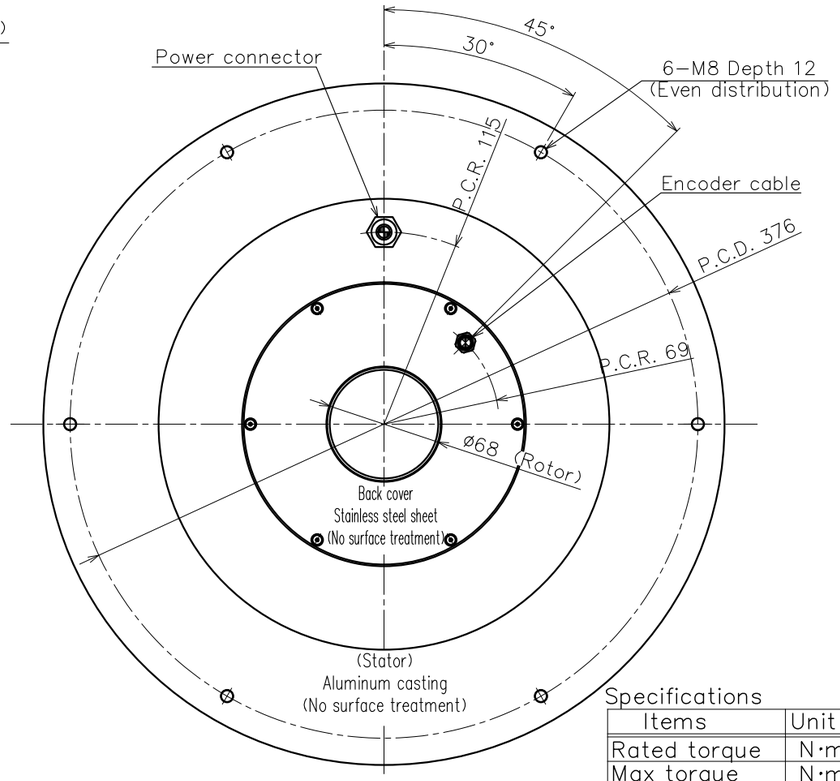

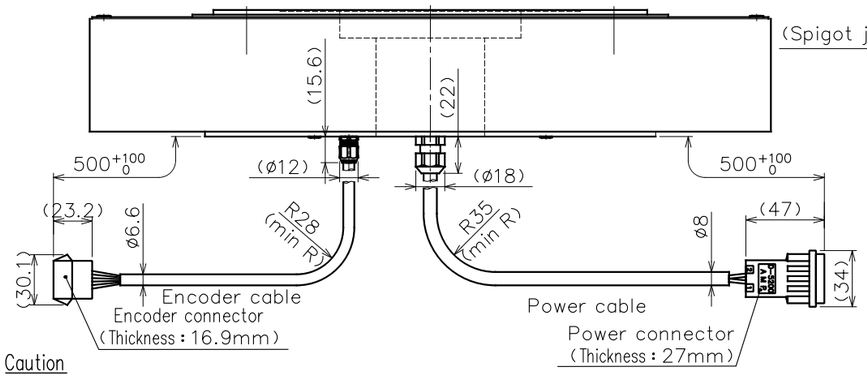

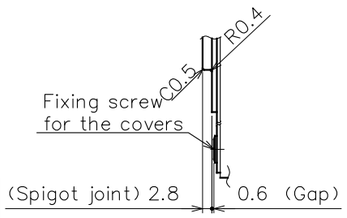

Detail "Y"

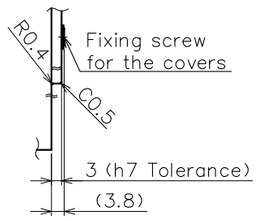

Detail "Z"

Nameplate list

Index	Details
Nameplate1	Motor serial No.
Nameplate2	Encoder type, Resolution
Nameplate3	Encoder software

Power connector pin assignment

Pin	Signal	Line color
B1	U	Red
B2	V	White
A1	W	Black
A2	Ground	Green

Power connector
Housing
1−917808−2 (TE)
Pin
917804−2 (TE)

Encoder connector pin assignment

Pin	Signal			
A1	EP5	A5	N.C.	
B1	GND	B5	N.C.	
A2	EP5	A6	Reserved	(Caution 3)
B2	GND	B6	Reserved	(Caution 3)
A3	SD1	A7	Reserved	(Caution 3)
B3	SD1※	B7	Reserved	(Caution 3)
A4	N.C.	A8	N.C.	
B4	N.C.	B8	FG	

Un−used PINS : A4, A5, A8, B4 and B5

Typing side

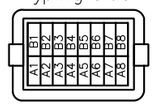

Encoder connector
Housing (JST)
J21DPM−16V−KY
Contact (JST)
SJ2M−002GF−M1.0N

Specifications

Items	Unit	Specifications
Rated torque	N·m	150
Max torque	N·m	300
Rated current	A	15
Rated rotation speed	rps	2
Rated output	W	1,884
Encoder type	Optical absolute (single−turn)	
The signal output	Serial communication	
Interpolation unit	Built−in motor	
Detection pulse	ppr	6,815,744
Electrical detection resolution	arc second	0.191
Allowable moment load	N·m	315 ♦
Allowable axial load	N	14,500 ♦
Radial runout (No load)	mm	0.01
Axial runout (No load)	mm	0.01
Rotor moment of inertia	kg·m²	0.142
Mass	kg	32.0
Magnetic pole detection	Absolute position detection	
Power Source	ACV	3−phase 200V AC
Paired servo driver	2.2KW	
Duty type	−	Continuous (S1)
Mounting attitude	Horizontal (Rotor facing upward)	☆
Protection class	IP	42
Operating temperature	℃	0~40
Humidity (Non−condensing)	%	0~85
Vibration resistance	G	1
Withstand voltage	AC 1500V for 1 min only	
Insulation resistance	Ω	100M or higher

♦ The life of bearing and runout accuracy are different by load condition.
☆ Please make sure to consult with us if the mounting is other than horizontal attitude.

Caution
1.No surface treatment on the rotor.
Please remove the anticorrosive coating before using the motor.
2.Allowable axial load and allowable moment load indicated in the spec.
Sheet are the maximum allowable load when each load is independently activated.
Please make sure to consult us in case of combined load at the axial load,
radial load, and moment load to be activated, or life of the motor.
3.Please do not wire the pin (A6~B7) which is reserved for
encoder manufacturer to avoid the encoder troubles.
4.Motor outer periphery is the casting surface, and certain irregularity may be found.

Rev. mark Entry No.	Rev. note	APPROVED DATE	CHECKED DATE	DESIGNED DATE

Note File name : SE−79390.dwg

Approved	Checked	Designed

NIKKI DENSO CKD NIKKI DENSO CO., LTD

Entry no. R1−7176 5
Surface treatment: Refer drawing
Material: Refer drawing
Scale: 1 / 3.5
Third angle projection

Product no. 247−9331*
Model: DISC motor ND400−70−LSP (ABS) NMR−SUEJA2A−182AP
Title: Dimensions (ABS)
Drawing No. SE−79390
REV.