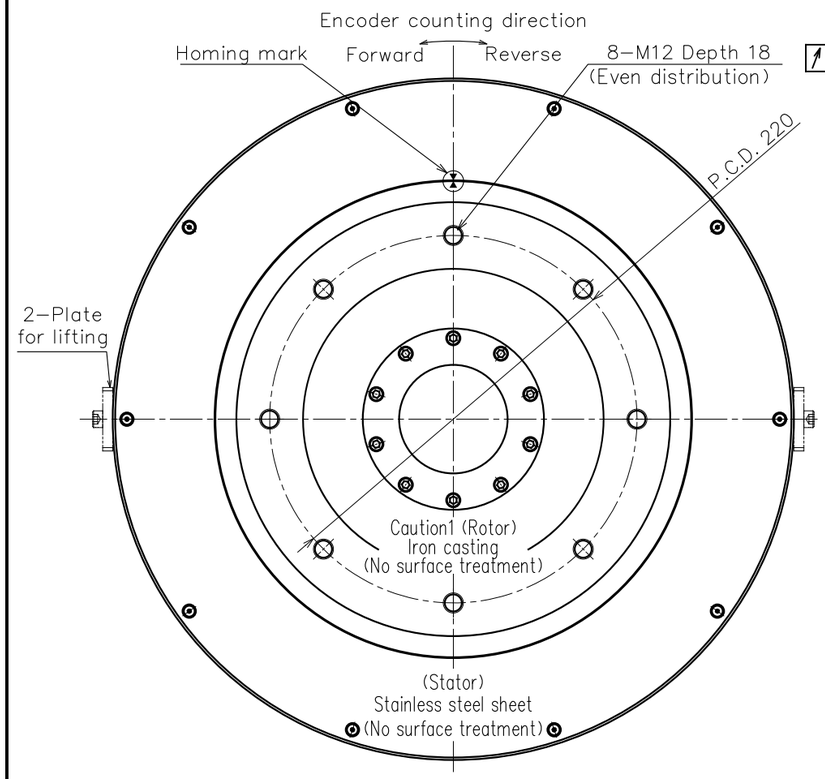

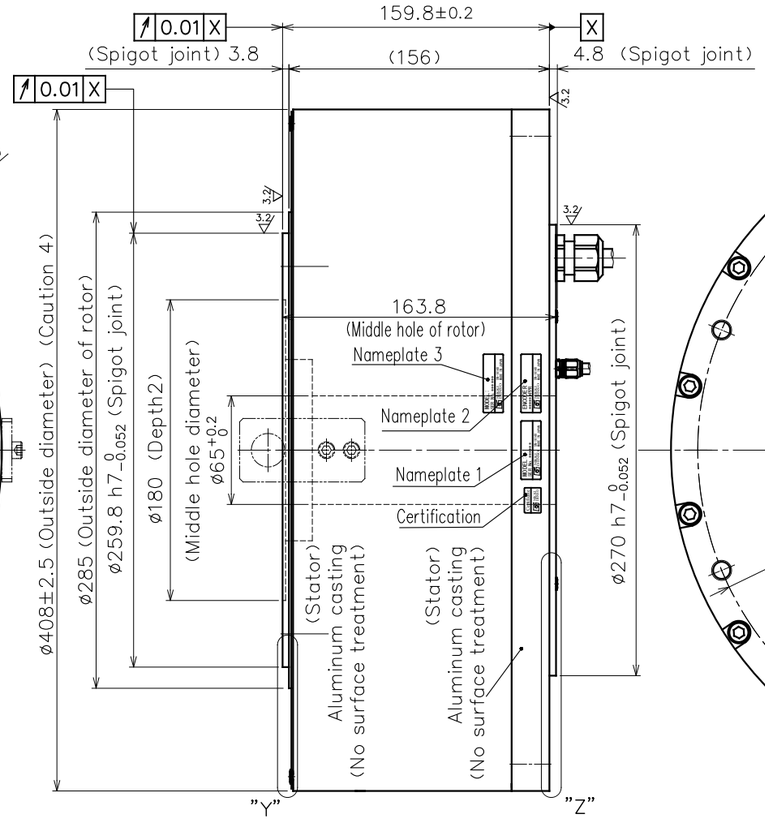

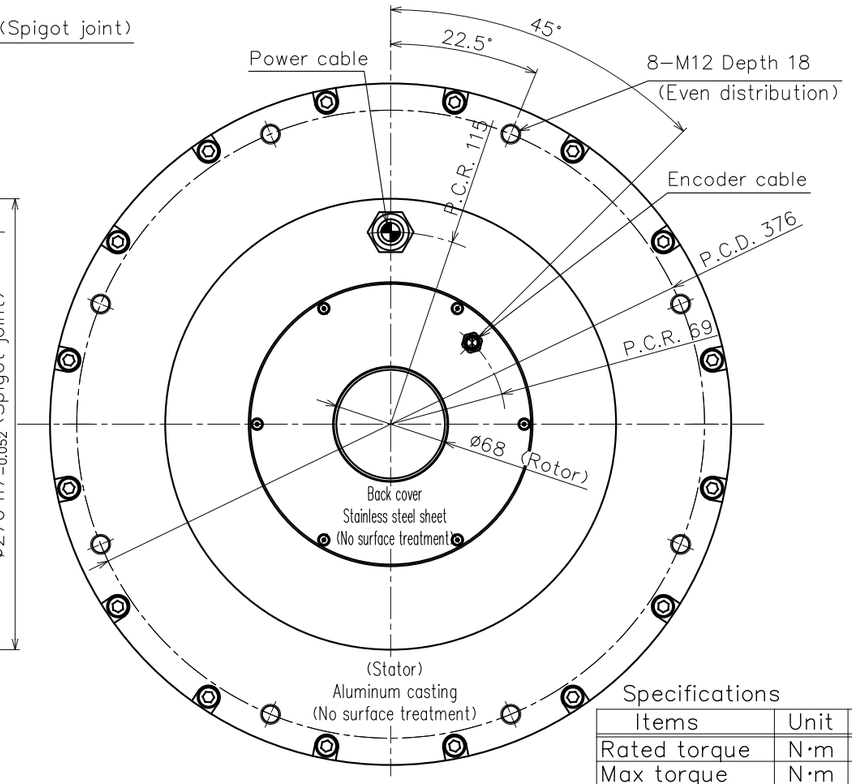

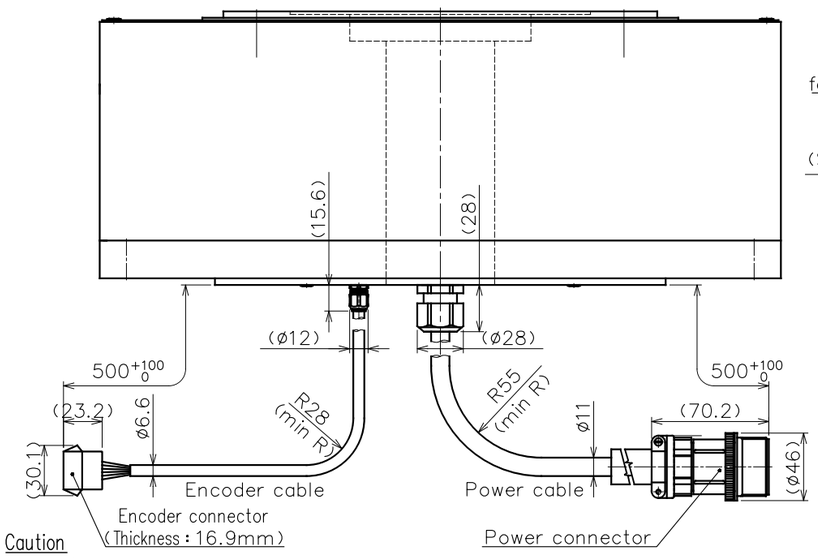

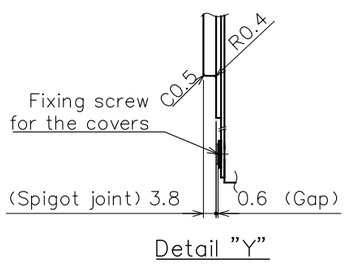

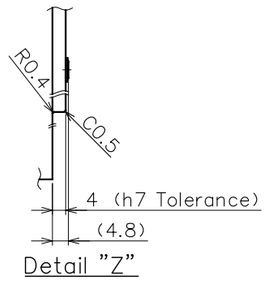

Nameplate list

Index	Details
Nameplate1	Motor serial No.
Nameplate2	Encoder type, Resolution
Nameplate3	Encoder software

Power connector pin assignment

Pin	Signal	Line color
A	U	Red
B	V	White
C	W	Black
D	Ground	Green

Encoder connector pin assignment

Pin	Signal		
A1	EP5	A5	N.C.
B1	GND	B5	N.C.
A2	EP5	A6	Reserved
B2	GND	B6	Reserved
A3	SD1	A7	Reserved
B3	SD1*	B7	Reserved
A4	N.C.	A8	N.C.
B4	N.C.	B8	FG

Un−used PINS : A4, A5, A8, B4 and B5

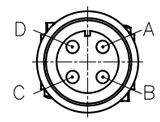

Power connector
N/MS3101B22−22P (JAE)

Typing side

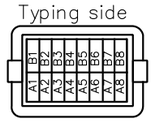

(Caution 3) Encoder connector
(Caution 3) Housing
(Caution 3) J21DPM−16V−KY (JST)
(Caution 3) Contact
SJ2M−002GF−M1.0N (JST)

Specifications

Items	Unit	Specifications
Rated torque	N·m	500
Max torque	N·m	1,000
Rated current	A	36
Rated rotation speed	rps	2
Rated output	W	6,283
Encoder type	Optical absolute (single−turn)	
The signal output	Serial communication	
Interpolation unit	Built−in motor	
Detection pulse	ppr	6,815,744
Electrical detection resolution	arc second	0.191
Allowable moment load	N·m	315 ♦
Allowable axial load	N	14,500 ♦
Radial runout (No load)	mm	0.01
Axial runout (No load)	mm	0.01
Rotor moment of inertia	kg·m²	0.393
Mass	kg	75.0
Magnetic pole detection	Absolute position detection	
Power Source	ACV	3−phase 200V AC
Paired servo driver	7.5KW	
Duty type	−	Continuous (S1)
Mounting attitude	Horizontal (Rotor facing upward)	☆
Protection class	IP	42
Operating temperature	℃	0~40
Humidity (Non−condensing)	%	0~85
Vibration resistance	G	1
Withstand voltage	AC 1500V for 1 min only	
Insulation resistance	Ω	100M or higher

♦ The life of bearing and runout accuracy are different by load condition.
☆ Please make sure to consult with us if the mounting is other than horizontal attitude.

Caution
1.No surface treatment on the rotor.
Please remove the anticorrosive coating before using the motor.
2.Allowable axial load and allowable moment load indicated in the spec.
Sheet are the maximum allowable load when each load is independently activated.
Please make sure to consult us in case of combined load at the axial load,
radial load, and moment load to be activated, or life of the motor.
3.Please do not wire the pin (A6~B7) which is reserved for
encoder manufacturer to avoid the encoder troubles.
4.Motor outer periphery is the casting surface, and certain irregularity may be found.

Rev. mark Entry No.	Rev. note	APPROVED DATE	CHECKED DATE	DESIGNED DATE

Note File name : SE−79430.dwg

Approved	Checked	Designed

NIKKI DENSO CKD NIKKI DENSO CO., LTD

Entry no. R1−7176,5
Surface treatment: Refer drawing
Material: Refer drawing
Scale 1 / 3.5
Third angle projection

Product no. 247−935*
Model: DISC motor ND400−160−LSP (ABS) NMR−SUHJA2A−622AP
Title: Dimensions (ABS) High precision
Drawing No. SE−79430
REV.